

Installing the Genesys Source Framework

A Cross-Platform Framework Quick-Start

GENESYSOURCE

22431 Antonio, Suite B160-843

Rancho Santa Margarita, Ca. 92688

+1.949.544.1900 | GenesysSource.com



See on
[GitHub.com](https://github.com)



Free on
[VisualStudio.com](https://visualstudio.com)

Copyright © Genesys Source. All rights reserved. Printed in USA.

Genesys Source is a registered trademark of Genesys Source. Genesys Source Framework, Genesys Framework and Genesys Cloud Dev Environment are trademarks of Genesys Source.

Microsoft, Azure, HoloLens, Hyper-V, Visual Studio, Windows and Xamarin are registered trademarks of Microsoft Corporation.

All other product names and logos are trademarks and service marks of their respective companies.

This document is provided "as-is." Information in this document, including URL and other Internet website references, may change without notice. Genesys Source assumes no liability for damages incurred directly or indirectly from errors, omissions, or discrepancies between the product and this document.

An attempt has been made to state all allowable values where applicable throughout this document. Any values or parameters used beyond those stated may have unpredictable results.

Contents

Introduction	4
Installing the Genesys Framework.....	4
Uninstalling the Genesys Framework	6
Getting Help	7

Introduction

Genesys Source Framework is an open-source reusability framework for C# business objects, enabling your objects to be cross-platform, full-stack, self-serializing, self-validating and self-tracking.



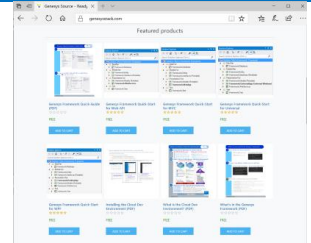

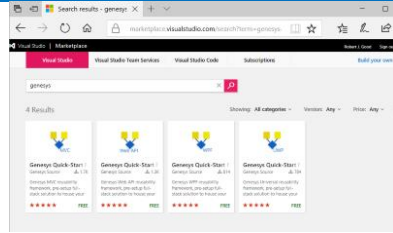

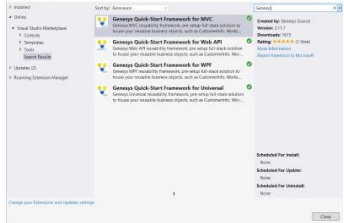
Your business object DLLs are then consumable by your app, using any .NET web or native technology, including MVC, Web API, UWP, Xamarin iOS, Xamarin Android, Web Forms, WCF, Windows Service, Console Apps and CLR stored procedures.


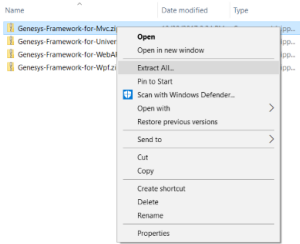

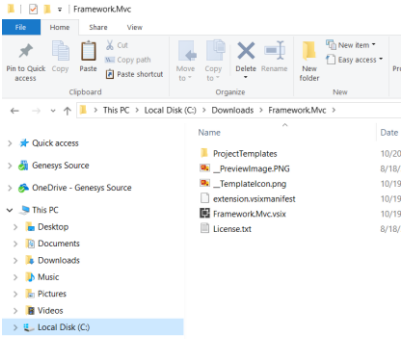

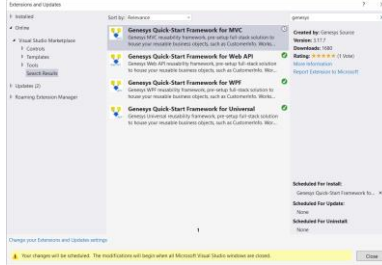

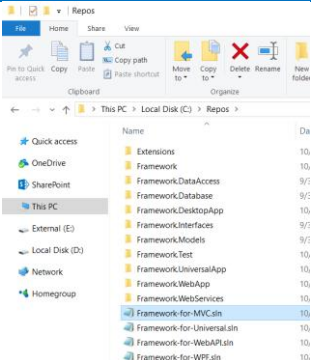

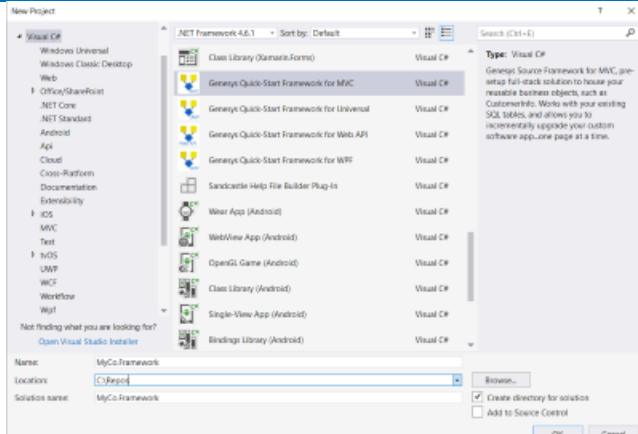

This article outlines installing the Quick-Start .NET solutions for MVC, Web API, WPF and Universal. These solutions jump-start .NET projects by providing a full-stack solution, with plumbing already done.

Installing the Genesys Framework

The *Genesys Framework* is free open-source on GitHub and available as a Zip download, a Vsix download or through Visual Studio Marketplace...installable with any method that you prefer most.

The easiest way to get the *Genesys Framework* is to download our Quick-Start projects for MVC, Web API, WPF and Universal. The Quick-Start projects are a small starter with the basics to get you running fast.

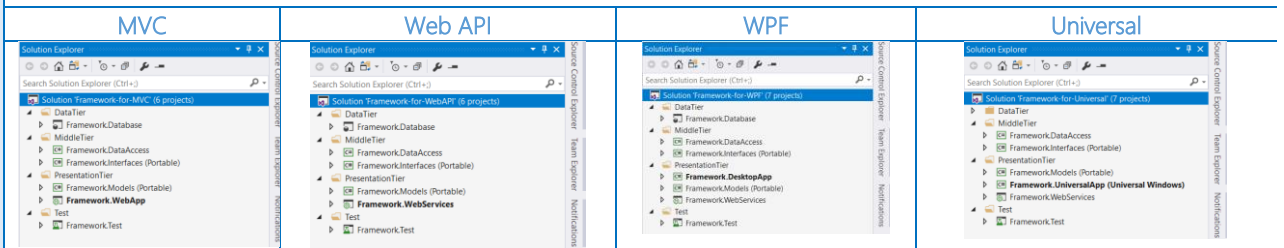
	Zip	Vsix	Visual Studio
 <p>Get</p>	 <p>Download Zip GenesysSource.com</p> 	 <p>Download Vsix VisualStudioMarketplace.com</p> 	 <p>Install in Visual Studio Tools -> Extensions and Updates</p> 
Framework for MVC	Download Framework-for-MVC.slz	Download Framework.MVC.vsix	Tools -> Extensions and Updates -> Search: GENESYS -> Download
Framework for Web API	Download Framework-for-WebAPI.slz	Download Framework.WebAPI.vsix	Tools -> Extensions and Updates -> Search: GENESYS -> Download
Framework for WPF	Download Framework-for-WPF.slz	Download Framework.WPF.vsix	Tools -> Extensions and Updates -> Search: GENESYS -> Download
Framework for Universal	Download Framework-for-Universal.slz	Download Framework.Universal.vsix	Tools -> Extensions and Updates -> Search: GENESYS -> Download
Framework for Core	Download Framework-for-Core.slz	Download Framework.Core.vsix	Tools -> Extensions and Updates -> Search: GENESYS -> Download

<p style="text-align: center;">②</p> <p style="text-align: center;">Install</p>	<p style="text-align: center;"></p> <p style="text-align: center;">Extract Zip</p> 	<p style="text-align: center;"></p> <p style="text-align: center;">Run Vsix</p> 	<p style="text-align: center;"></p> <p style="text-align: center;">Close Visual Studio to Install</p> 
	<p>If downloaded as Zip: Extract to a local folder</p>	<p>If downloaded as a VSIX, double-click the .vsix file and follow instructions</p>	<p>Close/Reopen Visual Studio to allow Extensions and Updates to install the Genesys Quick-Start</p>
<p style="text-align: center;">③</p> <p style="text-align: center;">Open</p>	<p style="text-align: center;"></p> <p style="text-align: center;">Open Solution File (.sln)</p> 	<p style="text-align: center;"></p> <p style="text-align: center;">Create Solution</p> <p style="text-align: center;">File -> New Project -> C#</p> 	
	<p>If downloaded as Zip: Extract and Open .sln file</p>	<p>If installed via Extensions and Updates: File -> New -> Project -> C# -> Genesys Quick-Start</p>	
			

Build All

4

Build



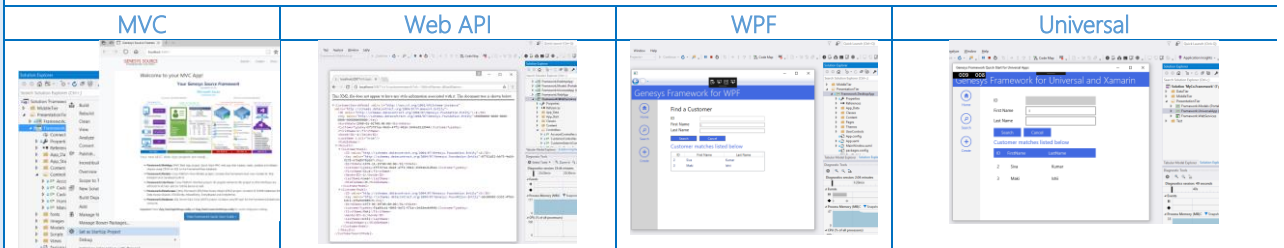
Right-click solution -> Configuration Manager -> Check Build and Deploy
Right-click the solution -> Rebuild solution

5

Run



Run!



Right-click the project -> Set as Startup Project
Press F5 or ▶ to run

1: Installing Genesys Source Framework .NET Solutions

Uninstalling the Genesys Framework

If the *Genesys Framework* was downloaded via Zip file, no uninstallation is necessary.

For installs through the Visual Studio Marketplace or in Visual Studio, follow these steps to uninstall the Genesys Framework from your IDE:

1

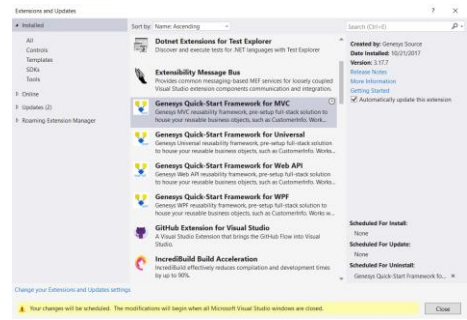
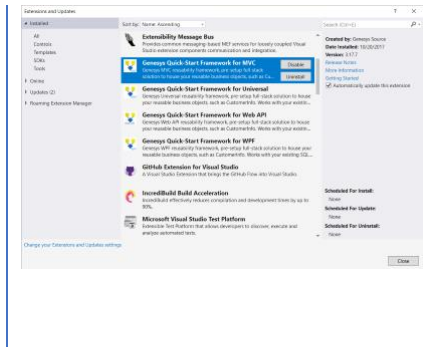
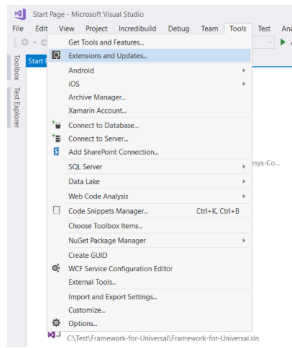
Open Visual Studio

2

Extensions and Updates

3

Click Uninstall and Close Visual Studio



2: Uninstalling the Genesys Framework

Getting Help

Have a question? Have a problem? Contact us anytime...

Contact Genesys Source




GENESYSSOURCE

22431 Antonio, Suite B160-843
 Rancho Santa Margarita, CA 92688
 +1 949.544.1900
www.genesysstack.com
help@genesysstack.com

Help and Guidance

[\[Docs\] docs.genesysstack.com](#)
[\[FAQs\] Frequently Asked Questions](#)
[\[Q+A\] Question and Answer](#)
[\[+/-\] Report an Issue](#)
[\[Zip\] Download Genesys Framework](#)
[\[Azure\] Try Cloud Dev Environment Free](#)

On Social

 <http://facebook.com/GenesysSource>
 <http://twitter.com/GenesysSource>
 <http://genesysstack.com/blog>
 <http://genesysstack.com/news/rss/1>