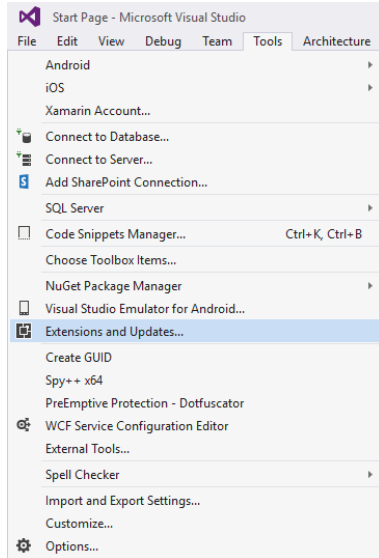


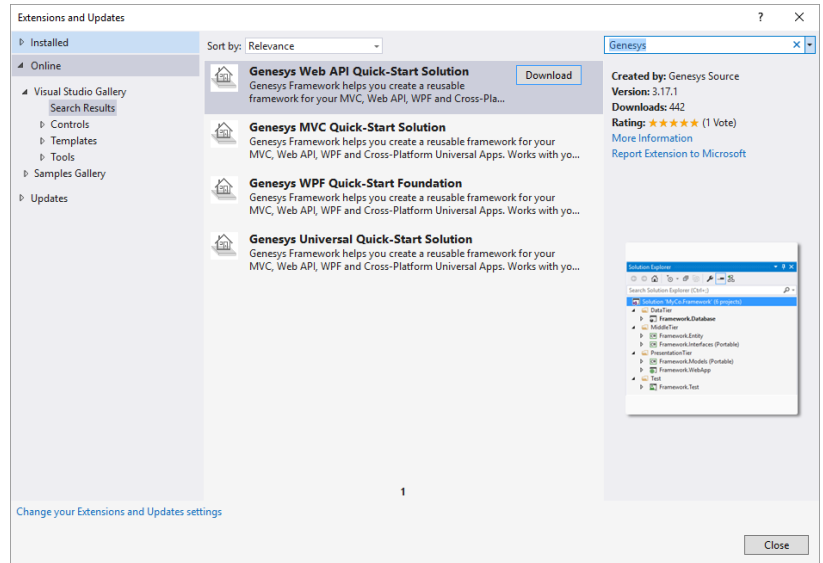


1 Add Genesys Framework to Visual Studio

Start Visual Studio Tools ► Extensions and Updates

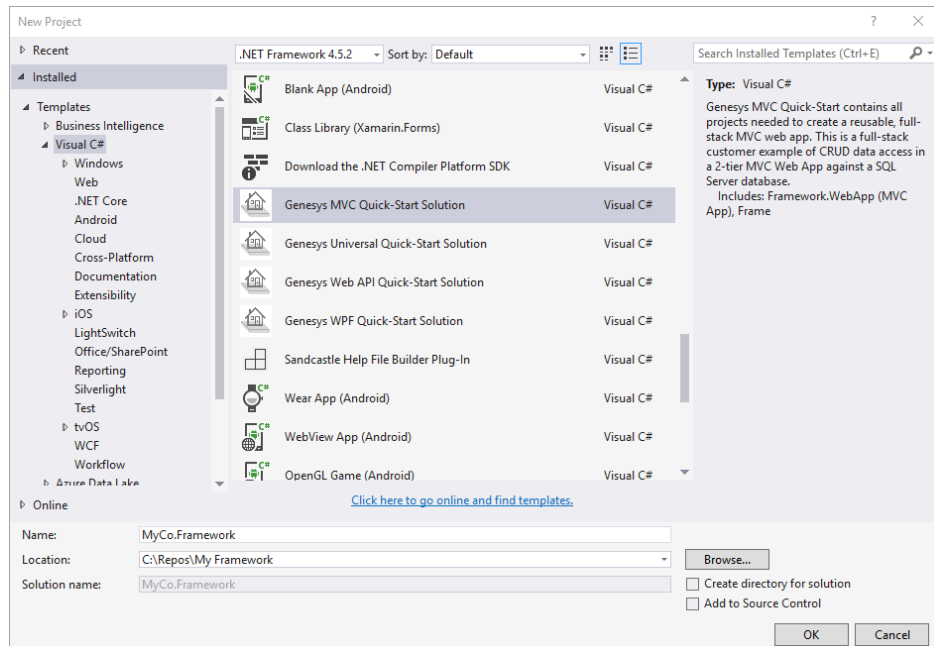


Search: Genesys Download



2 Create a new MVC, Web API, WPF or UWP Project


File ► New ► Project

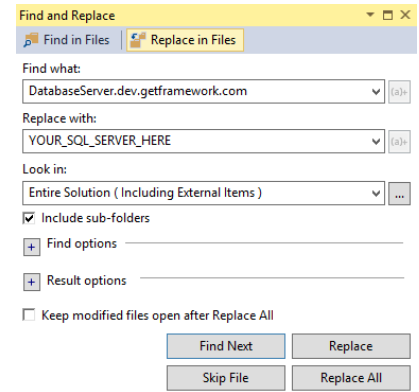
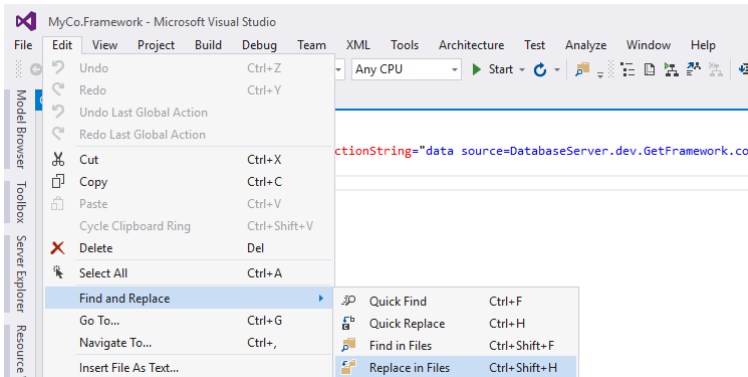


3 Change SQL Server Connection Strings

 Visual Studio ► Edit ► Find and Replace ► Replace in Files

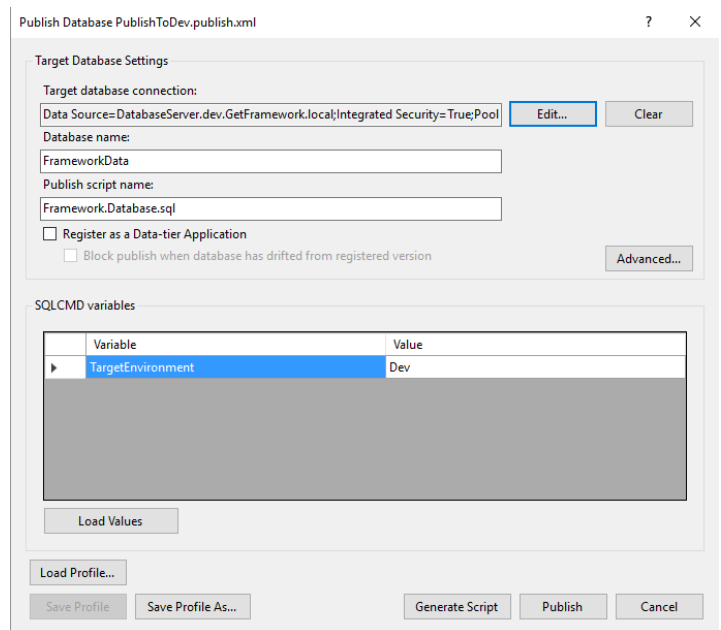
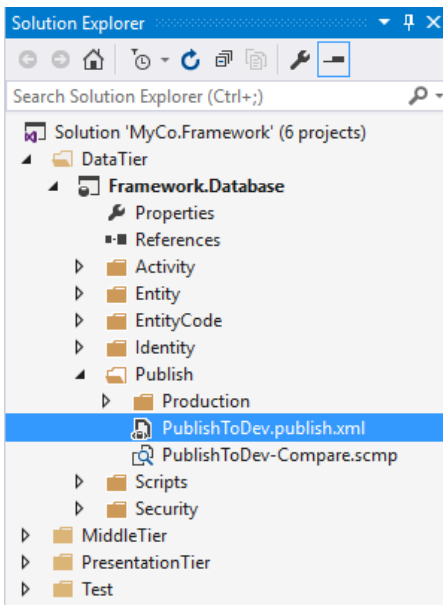
 Find what: `DatabaseServer.dev.GenesysFramework.com`

 Replace with: `Your_DatabaseServer_FQDN`

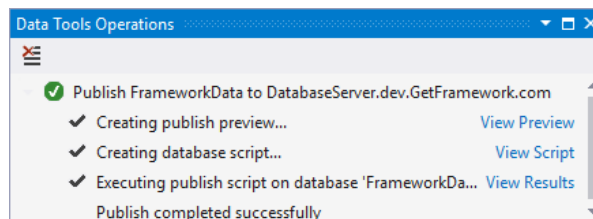


4 Publish the Database to your SQL Server

 Foundation.Database ► Publish ► PublishToDev.publish.xml



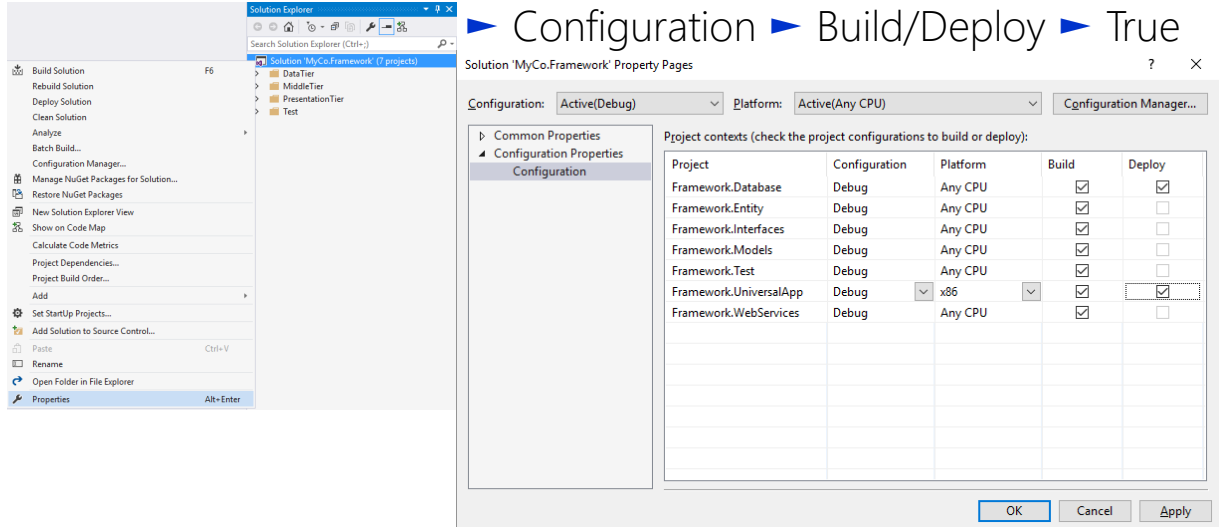
 Publish



5 Double-Check your Debug and Build Settings

 Right-click Solution ▶ Properties

▶ Configuration ▶ Build/Deploy ▶ True



Solution 'MyCo.Framework' Property Pages

Configuration: Active(Debug) Platform: Active(Any CPU) Configuration Manager...

| Project contexts (check the project configurations to build or deploy): | | | | |
|-------------------------------------------------------------------------|---------------|----------|-------------------------------------|-------------------------------------|
| Project | Configuration | Platform | Build | Deploy |
| Framework.Database | Debug | Any CPU | <input checked="" type="checkbox"/> | <input checked="" type="checkbox"/> |
| Framework.Entity | Debug | Any CPU | <input checked="" type="checkbox"/> | <input type="checkbox"/> |
| Framework.Interfaces | Debug | Any CPU | <input checked="" type="checkbox"/> | <input type="checkbox"/> |
| Framework.Models | Debug | Any CPU | <input checked="" type="checkbox"/> | <input type="checkbox"/> |
| Framework.Test | Debug | Any CPU | <input checked="" type="checkbox"/> | <input type="checkbox"/> |
| Framework.UniversalApp | Debug | x86 | <input checked="" type="checkbox"/> | <input checked="" type="checkbox"/> |
| Framework.WebServices | Debug | Any CPU | <input checked="" type="checkbox"/> | <input type="checkbox"/> |

OK Cancel Apply

▶ Startup Project ▶ MVC + WebAPI + UWP + WPF ▶ Start

 MVC

 WEB API

Single startup project Framework.WebApp
 Single startup project Framework.WebServices

 UNIVERSAL

 WPF

Multiple startup projects:

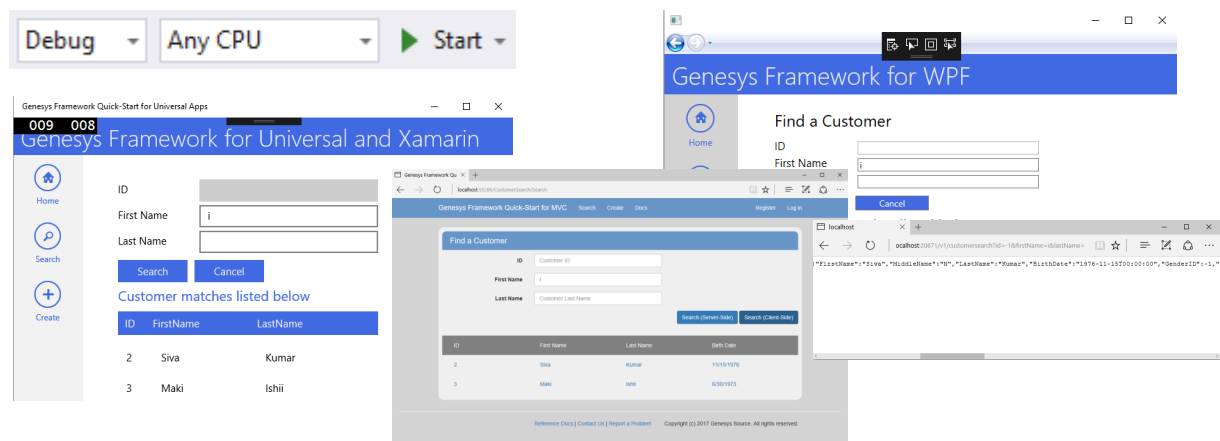
| Project | Action |
|------------------------|--------|
| Framework.Database | None |
| Framework.Entity | None |
| Framework.Interfaces | None |
| Framework.Models | None |
| Framework.Test | None |
| Framework.UniversalApp | Start |
| Framework.WebServices | Start |

 Multiple startup projects:

| Project | Action |
|------------------------|--------|
| Framework.Database | None |
| Framework.DesktopApp | Start |
| Framework.Entity | None |
| Framework.Interfaces | None |
| Framework.Models | None |
| Framework.Test | None |
| Framework.UniversalApp | Start |
| Framework.WebServices | Start |

6 Run!

Debug Any CPU Start



Genesys Framework Quick-Start for Universal Apps

009 008 Genesys Framework for Universal and Xamarin

Find a Customer

ID First Name Last Name

| ID | FirstName | LastName |
|----|-----------|----------|
| 2 | Siva | Kumar |
| 3 | Maki | Ishii |

Reference Docs Contact Us Report a Problem Copyright (c) 2017 Genesys Source. All rights reserved.